



www.cityofstjoseph.com

CITY OF ST. JOSEPH

**Resolution 2013-021  
Adopting St. Joseph's  
Performance Measures Survey Results**

**Whereas**, pursuant to Minnesota Statute 6.91 the St. Joseph City Council has adopted performance and output measures recommended by the State of Minnesota's Council on Local Results and Innovation and desires to continue with recommended performance measure guidelines and practices.

**Now therefore be it resolved**, the St. Joseph City Council adopted the following performance measures initiatives:

1. That the City has adopted and implemented the minimum 10 performance measures developed by the Council on Local Results and Innovation.
2. That the City has implemented a local performance measurement system as developed by the Council on Local Results and Innovation.
3. That the City will report the results of the 10 adopted measures to its residents before the end of 2013 on the City's Website.
4. That the City has surveyed its residents on the services included in the performance benchmarks and intends to periodically (at least biennially) repeat the survey of its residents to gauge changes in the performance benchmarks.
5. That the City adopted the results of the performance measures survey conducted in 2012.
6. That the City reaffirms resolution 2012-021 adopting the December performance measures survey results.

Adopted this 16th day of May, 2013.

\_\_\_\_\_  
Rick Schultz, Mayor

  
\_\_\_\_\_  
Judy Weyrens, Administrator



Council Agenda Item \_\_\_\_\_

---

**MEETING DATE:** December 20, 2012

**AGENDA ITEM:** Performance Measurement – Adopt Resolution 2012-021 Adopting St. Joseph’s Performance Measures Results

**SUBMITTED BY:** Finance

**PREVIOUS COUNCIL ACTION:** Council adopted resolution 2011-014 declaring 10 performance measurements as developed by the State’s Council on Local Results and Innovation. The Council accepted the spring survey results on July 5, 2012.

**BACKGROUND INFORMATION:** The 2010 State Legislature passed Statute §6.91 allowing cities to participate in a standard measures program to provide communication to its citizens on annual basis. The Legislature directed the State Auditor to establish a committee to identify ten (10) standard measurements as the minimum measurements each city should adopt. A copy of the committee’s report can be found on the State Auditor’s website.

The City declared the minimum ten (10) performance benchmarks listed in the report prior to July 1<sup>st</sup>, 2011 for the City to be eligible for a per capita reimbursement of \$0.14 per capita in 2011. For 2013, the City reported the results of a survey conducted of its citizens prior to December 31<sup>st</sup>, 2012 to be eligible for the same per capita reimbursement in 2013. The results will be placed on the City’s website. For 2014, the City must conduct a follow up survey of the 10 performance measures before December 31, 2013.

The League of MN Cities again conducted the survey on behalf of the City at no charge to the City. The enclosed 10 questions were including a question on the quality of refuse services. The survey link was accessed from the city website. An ad was placed in the November city newsletter and in the St. Joseph Newsleader. The Council deliberated on the questions to ask at a meeting also. The City received 30 respondents with their results attached.

**BUDGET/FISCAL IMPACT:** \$914.76 per capita reimbursement, no payable 2014 levy limits

**ATTACHMENTS:** RCA – Performance Measurement  
December 2012 Performance Measurement Program Survey Results

**REQUESTED COUNCIL ACTION:** Authorize the Mayor and Administrator to execute Resolution 2012-021 adopting St. Joseph’s performance measures results..



City of St. Joseph, PO Box 668, St. Joseph MN 56374

**December 2012 City of St. Joseph  
Performance Measurement Program  
Survey Results**

**December 20, 2012**

**This page intentionally left blank**

## **Introduction**

In 2010, the Legislature created the Council on Local Results and Innovation. The Council created a set of ten standard performance measures for Cities and Counties that could assist the governing body in determining the quality, efficiency and need for services provided. This program has become known as the Performance Measurement Program. Participants in the program would agree to survey their constituents using at least the ten standards established by the Council. The survey would allow residents the opportunity to provide input on the services provided.

To encourage participation in the voluntary program, the 2010 Legislature provided a financial incentive. Cities that opted to participate would be eligible for a reimbursement of \$0.14 per capita, not to exceed \$25,000 and would be exempt from levy limits under MS 275.70 to 275.74. For the City of St. Joseph, the reimbursement for participation is \$ 914.76.

Additional information on the Council on Local Results and Innovation can be found the Minnesota Secretary of State Website: <http://www.auditor.state.mn.us>.

## **Methodology**

To assist Cities with the new Performance Measurement Program, the League of Minnesota Cities created a survey that would meet the requirements of the 2010 Legislation. Participating Cities would have the opportunity to modify the question and they would administer the actual survey, providing the results to each City.

The City of St. Joseph utilized the services the League of Minnesota Cities who provided the survey through survey monkey. The City notified the residents that they had an opportunity to provide input on the services provided. Notification was placed in the following locations:

1. Published in the November Newsletter distributed to all utility bill customers. Residents were provided with the URL and requested to participate. The URL as listed as follows: [http://www.surveymonkey.com/s/ST\\_JOSEPH2012](http://www.surveymonkey.com/s/ST_JOSEPH2012)
2. Published in the November 9<sup>th</sup> edition of the *St. Joseph Newsleader*
3. Published on the front page of the City Website. <http://mn-stjoseph.civicplus.com/>

The survey was available on survey monkey from November 9 through December 7, 2012. At the end of the survey period, the League of Minnesota Cities provided the results. The results indicated that 30 individuals responded to the survey.

**This page intentionally left blank**

**Performance Measure Survey  
Index**

<b>Survey Methodology</b>	<b>i</b>
<b>Survey Results – By Question</b>	
<b>How Many Years in City</b>	<b>1</b>
<b>Overall Appearance of City</b>	<b>1-2</b>
Comments	<b>1</b>
Table of Data & Illustration	<b>2</b>
<b>Overall Feeling of Safety in City</b>	<b>3-4</b>
Comments	<b>3</b>
Table of Data & Illustration	<b>4</b>
<b>Overall Quality of Fire Protection</b>	<b>5-6</b>
Comments	<b>5</b>
Table of Data & Illustration	<b>6</b>
<b>Overall Condition of Streets</b>	<b>7-8</b>
Comments	<b>7</b>
Table of Data & Illustration	<b>8</b>
<b>Overall Quality of Snowplowing</b>	<b>9-10</b>
Comments	<b>9</b>
Table of Data & Illustration	<b>10</b>
<b>Overall Dependability and Quality of Utility Services</b>	<b>11-14</b>
Comments	<b>11</b>
Table of Data & Illustration – Sanitary Sewer	<b>12</b>
Table of Data & Illustration – Water	<b>13</b>
<b>Overall Quality of Recreation and Facilities</b>	<b>15-16</b>
Comments	<b>15</b>
Table of Data & Illustration	<b>16</b>
<b>Overall Quality of Refuse Services</b>	<b>17-18</b>
Comments	<b>17</b>
Table of Data & Illustration – Quality of Service	<b>18</b>
<b>Overall Quality of Services</b>	<b>19-20</b>
Comments	<b>19</b>
Table of Data & Illustration – Quality of Service	<b>20</b>
<b>Appendixes</b>	
<b>Appendix A</b> 2011 Resolution Adopting Performance Measures	<b>23</b>
<b>Appendix B</b> 2012 Resolution Accepting Results	<b>24</b>
<b>Appendix C</b> 2012 Survey Form Summary	<b>25</b>

**This page intentionally left blank**



**City of St. Joseph  
Performance Measurement Survey Results  
December 20, 2012**

**How many years have you lived in this city?**

<b>Years in City</b>	<b>Total Respondents</b>	<b>Number of Years in City Individual Responses</b>
00-05 years	7	1{2}, 3{1}, 4{2}, 5{2}
06-10 years	9	6{4}, 7{2}, 9{1}, 10{2}
11-15 years	4	12{2}, 13{2}
16-20 years	3	19{2}, 20{1}
21-30 years	1	28{1}
>30 years	6	34{1}, 47{1}, 51{1}, 60{1}, 70{1}, 77{1}

**How would you rate the overall appearance of the city?**

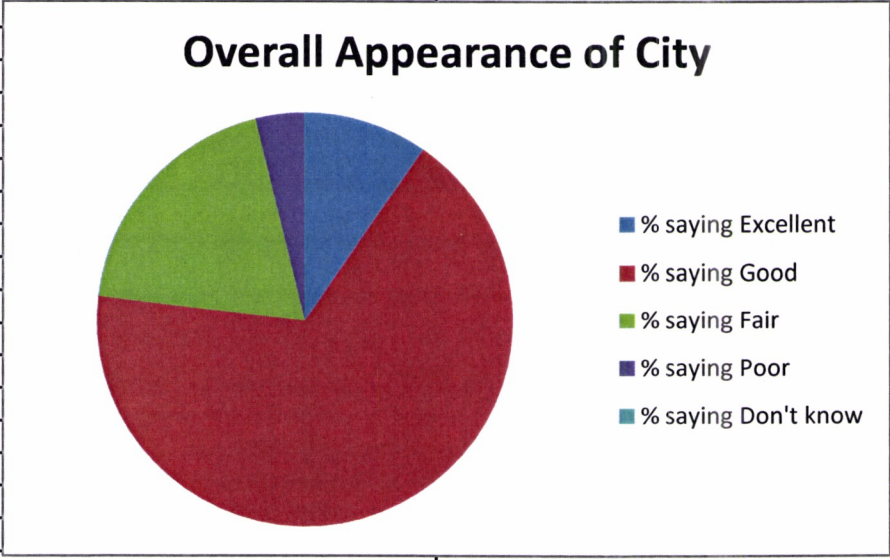
**Good**

- \* We could use more lighting by 2<sup>nd</sup> Ave NW...Hard to see college students when they are running around at night. It's not lit up as nice as College Ave.
- \* Too many bars!
- \* The flower baskets were a beautiful addition to the downtown area this year. Hopefully the City Council appreciated the effort put forth by the citizens who organized and worked on this project and put the necessary funds in the budget to maintain the program for 2013.
- \* Streets, parks, etc. are well kept.
- \* Some businesses along 75 are eyesores. Downtown is becoming beautiful.
- \* Residential is fine. Business areas end to vary in terms of appearance.
- \* Downtown looks great!

**Fair**

- \* The flowers and trees on Minnesota Street in front of the church are beautiful in the summer. The hanging flower pots and American flags are also attractive. However, many of the buildings appear rundown and dated. The electric poles are an eyesore. The college also adds beauty to the city.
- \* The city does not do a good job of enforcing its ordinances. For example in our neighborhood there are numerous people parking extra vehicles or storage trailers on their side lawns or empty lots. The ordinance states they must be parked on a paved surface. There is a specific house at the corner of Iris and CR2 that has had a round hay bale and junker car in the backyard for 6 years and no one has done anything about it!!
- \* It is too bad that most people drive on 75 through St. Joseph. Most of what they see is industrial businesses. It is not very attractive nor does it invite people to stop. The property around the old Kennedy school looks run down. The tennis courts are completely unusable. The asphalt is being taken over by weeds, and the ball field is in bad shape. What is the school district's responsibility for this property.

	How would you rate the overall appearance of the city?
# saying Excellent	3
# saying Good	22
# saying Fair	5
# saying Poor	0
# saying Don't know	0
Total Responses	30
% saying Excellent	10%
% saying Good	73%
% saying Fair	17%
% saying Poor	0%
% saying Don't know	0%



**How would you describe your overall feeling of safety in the city?**

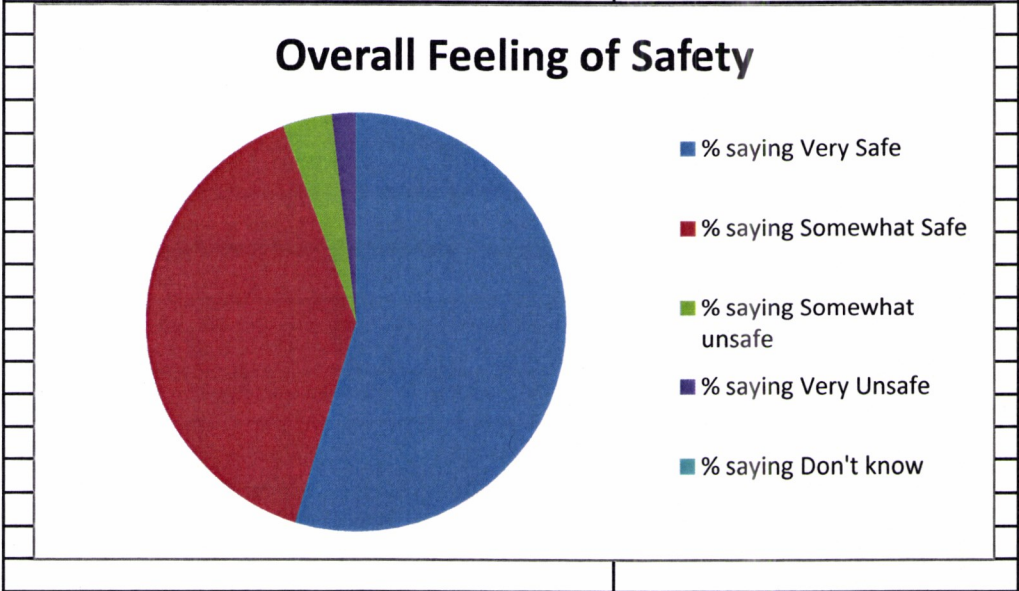
**Very Safe**

- \* Chief Jansky and crew do a good job.
- \* EMS personnel are very fast in responding.
- \* The police do a great job in St. Joseph. I just wish the Waite Park police would do a better job. Example: maybe the Waite Park police should not be hanging out in the St. Joseph Holiday Gas Station at night. I'm sure there are places in their town to take their coffee breaks.
- \* When I first moved to the city as a single female I was a little scared. Then one day I saw the St. Joseph police making their rounds passing by my house. To this day every morning they are out there making their rounds. I have never felt safer. Thank you for protecting and serving.

**Somewhat Safe**

- \* Too much drinking downtown. There have been many incidents in the police blotter attributed to inebriated people.
- \* Generally it is safe, but there are things that could make it safer. More control of foot traffic, jay walking and bicycles, traffic using the bike lanes and obeying traffic signals.

	How would you describe your overall feeling of safety in the city?
# saying Very Safe	22
# saying Somewhat Safe	8
# saying Somewhat unsafe	0
# saying Very Unsafe	0
# saying Don't know	0
Total Responses	30
% saying Very Safe	73%
% saying Somewhat Safe	27%
% saying Somewhat unsafe	0%
% saying Very Unsafe	0%
% saying Don't know	0%



**How would you rate the overall quality of fire protection services in the city?**

**Excellent**

- \* They are always quick and very friendly and comforting.
- \*

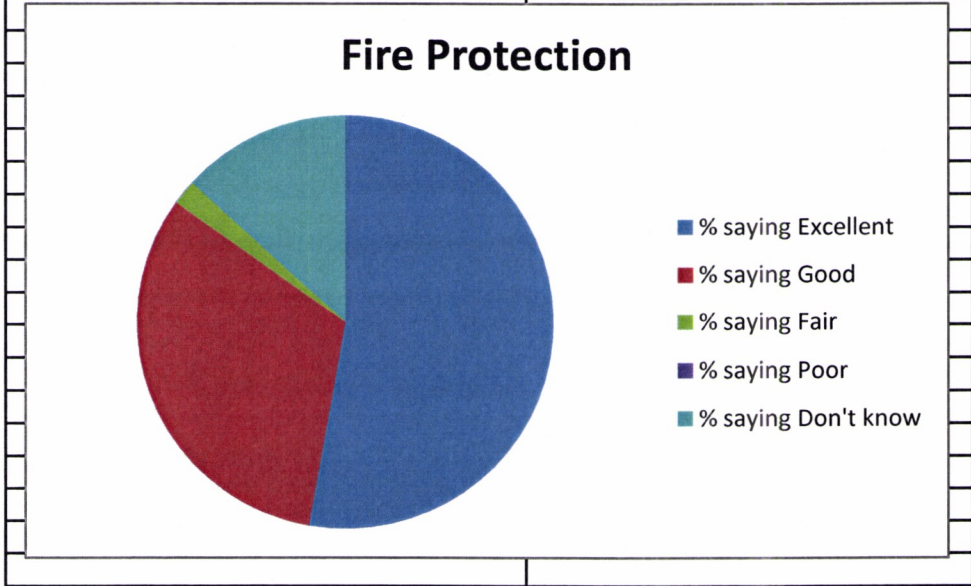
**Good**

- \* Don't know much about them.
- \* Never had a fire call, but I do not hear bad things either so I assume it is well run.

**Don't Know**

- \* Thankfully, I don't have any experiences on which to judge the quality of the fire services.
- \* Haven't heard anything bad, but also haven't seen them in action.
- \* Have never had to use their services.

	How would you rate the overall quality of fire protection services in the city?
# saying Excellent	15
# saying Good	8
# saying Fair	0
# saying Poor	0
# saying Don't know	7
Total Responses	30
% saying Excellent	50%
% saying Good	27%
% saying Fair	0%
% saying Poor	0%
% saying Don't know	23%



**How would you rate the overall condition of city streets?**

**Good**

- \* The main streets appear to be in good condition. However, there are some side streets that are in desperate need of repaving.
- \* Good shape with updates and upgrades seeming to always be in the plan.
- \* Dogs need to be leashed while walking with people and kept on the street.
- \* There are a few curbs that could be replaced or repaired due to snow plowing, etc.
- \* The work that was done recently around most of the manhole covers was done quite poorly and I question whether it did any good.

**Fair**

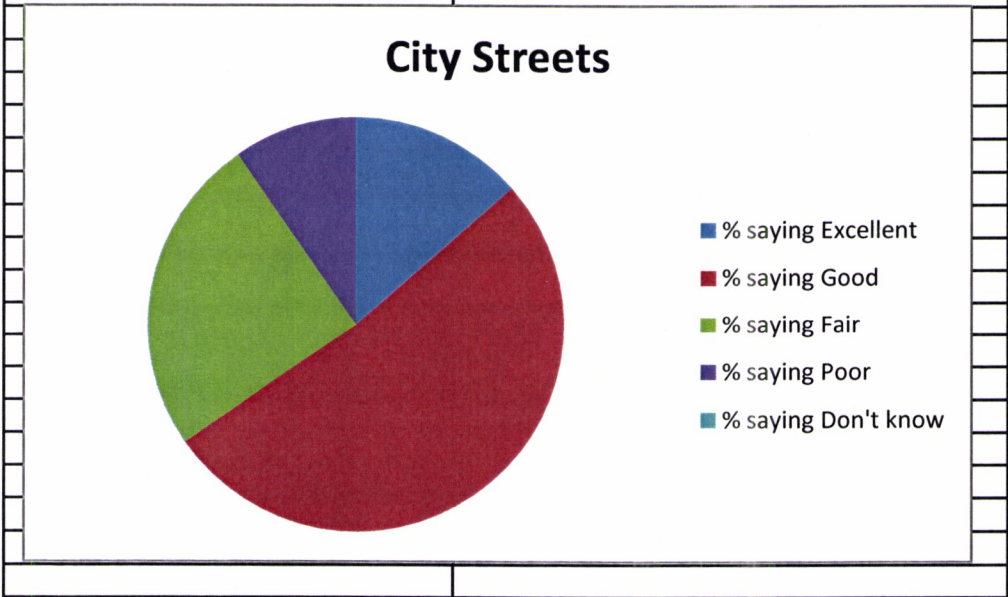
- \* The cul de sac in front of my home has numerous cracks. The public works department crack sealed and seal coated the rest of the avenue, but not our cul de sac. It concerns me that if they continue to neglect this portion, our road will need an overlay soon.
- \* We moved to the Graceview development 5 years ago and the streets are in rough shape.
- \* There are some areas that need improvement.
- \* The city's street and alley construction criteria are inconsistent. Many alleys in the heart of the city are allowed to remain unpaved adding to the overall expense of maintenance and storm sewer costs. There are not consistent criteria for requiring curbing and sidewalks. Some neighborhood streets are beginning to age badly.

**Poor**

- \* Have put off repairs because of short budget. I think they could have cut things they spent money on that weren't necessities.
- \* Most of the streets in developments were put in cheaply and look all cracked up.



How would you rate the overall condition of city streets?	
# saying Excellent	1
# saying Good	20
# saying Fair	5
# saying Poor	4
# saying Don't know	0
Total Responses	30
% saying Excellent	3%
% saying Good	67%
% saying Fair	17%
% saying Poor	13%
% saying Don't know	0%





**How would you rate the overall quality of snowplowing on city streets?**

**Good**

- \* The city, generally, does a good job. The large snow banks in the middle of College Avenue are annoying and a little dangerous. Also, it would be nice if more trails were cleared for walkers.
- \* Very efficient after a snowfall.

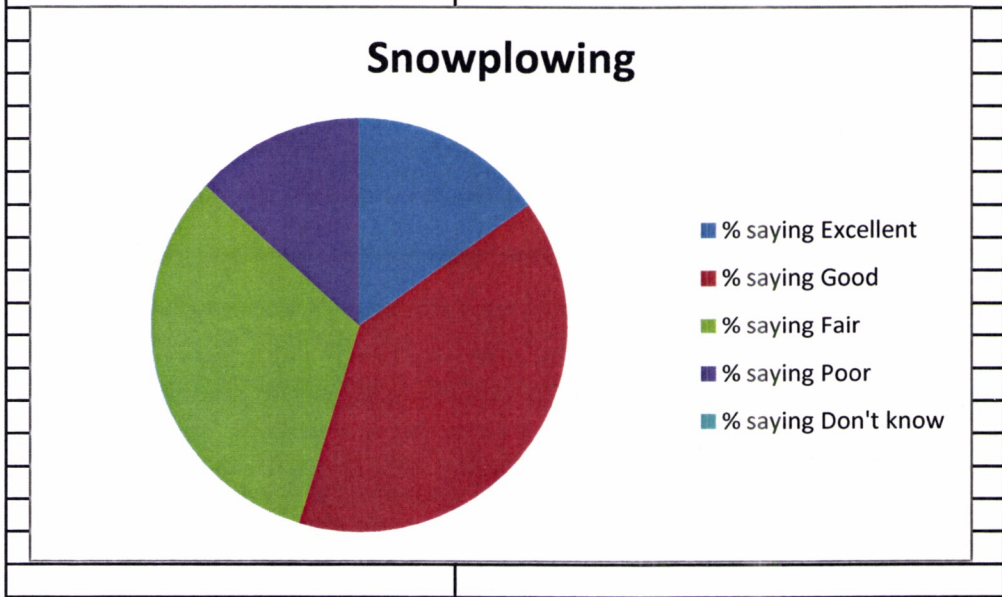
**Fair**

- \* I live on a cul-de-sac and in the winter it's not always plowed the fastest. The city now puts everyone's snow in my yard which does NOT please me. I liked it better when they hauled it away.
- \* Would like to see them out plowing sooner....not just when the snow is over.
- \* The city neglects the sewer drains when it comes to snow plowing. They are continuously blocked causing water issues when it warms.

**Poor**

- \* Snow plowing in St. Joseph is horrible. It would be nice to see a plow out before 6am. Also, the piling of snow in the middle of the streets like in front of city hall is a joke. Remove the snow right away. Sometimes the snow piles will sit there for days. I have a city approved pole and mail box that has been hit five times by the plow in the last two years and when I call to complain it takes them a week to get back to me then some lame excuse that It's not their fault. I have stopped complaining, it's not worth my time. I now have a stock pile of new mail boxes for each time it snows.

	How would you rate the overall quality of snowplowing on city streets?
# saying Excellent	5
# saying Good	14
# saying Fair	8
# saying Poor	2
# saying Don't know	1
Total Responses	30
% saying Excellent	17%
% saying Good	47%
% saying Fair	27%
% saying Poor	7%
% saying Don't know	3%



**How would you rate the dependability and overall quality of city sanitary sewer service?**

**Excellent**

- \* Haven't been affected by any problems there.
- \* Never had a problem.
- \* No backup, no problem.

**How would you rate the dependability and overall quality of the city water supply?**

**Excellent**

- \* Never had a problem.
- \* I like water.

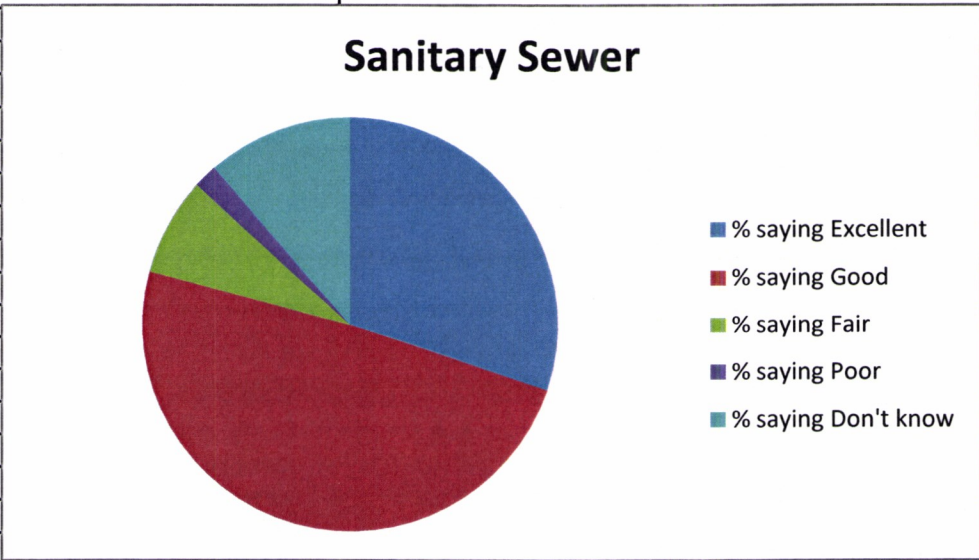
**Good**

- \* The water has a very strong taste of chlorine....Seems like ever since you put in that new water treatment center.

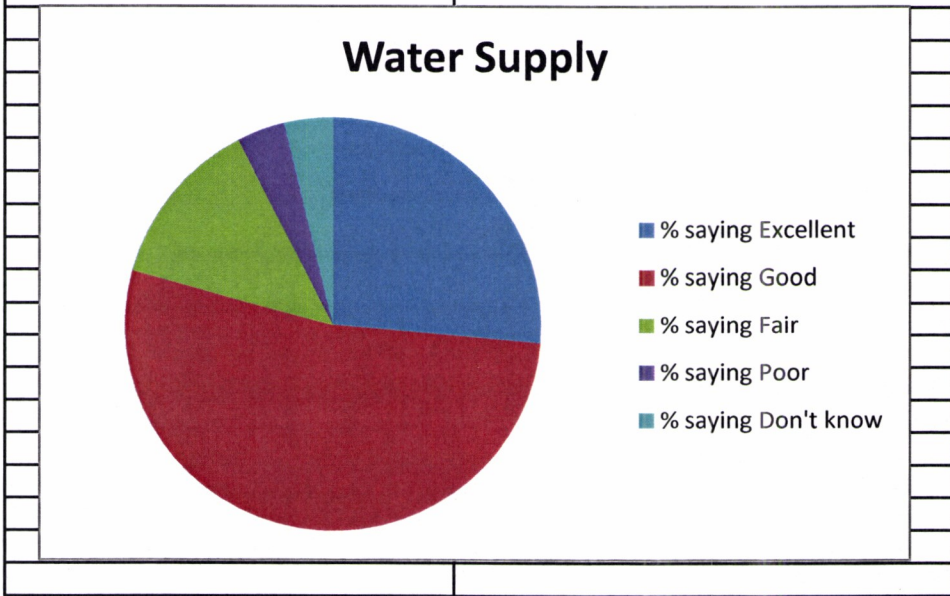
**Fair**

- \* Maybe better filtering.
- \* We are on a line that is not on a loop so the water can site in the line for some time depending on how much water is used. If you are on the end of the line there are times when the water tastes bad. I was told the city would flush our lines more often, but that has not been happening.

How would you rate the dependability and overall quality of city sanitary sewer service?	
# saying Excellent	12
# saying Good	16
# saying Fair	0
# saying Poor	0
# saying Don't know	2
Total Responses	30
% saying Excellent	40%
% saying Good	53%
% saying Fair	0%
% saying Poor	0%
% saying Don't know	7%



	How would you rate the dependability and overall quality of the city water supply?
# saying Excellent	10
# saying Good	14
# saying Fair	3
# saying Poor	1
# saying Don't know	1
Total Responses	29
% saying Excellent	34%
% saying Good	48%
% saying Fair	10%
% saying Poor	3%
% saying Don't know	3%



**This page intentionally left blank**

**How would you rate the overall quality of city recreational programs and facilities (e.g. parks, trails, park facilities, etc.)?**

**Excellent**

- \* The one improvement would be to have at least one park that was designated for handicap persons.

**Good**

- \* Would be nice to have better communication with the residents of St. Joseph as to what is out there.
- \* What we have is what we can afford. We do not need a new city hall or a rec center or a library. Please, we do not need higher taxes for things we simply cannot afford. Our family budgets are tight and so should the city's budget be.
- \* Park facilities are good and get used. Could use a BMX track for the kids and an aquatic center. I have heard that the aquatic center is too expensive, but is it really? These things can generate revenue and could be a draw for our community.
- \* City needs a dog park with fence to run in.
- \* No handicap access to Cloverdale. Tot Lot needs equipment. No serenity park. Needs picnic tables.
- \* There is no handicap accessibility to the Cloverdale Tot Lot. I have written about this numerous times. It is the law to have handicap access.

**Fair**

- \* Need more recreational options in the newer neighborhoods – another ice rink, splash pad, etc. It has been frustrating to have so little progress on the community center. St. Joseph is big enough to have a strong community recreation program, but we remain dependent on St. Cloud. It would be nice to have a good summer program for activities and sports. Why is there not more community ed options at the Kennedy Community School?
- \* A pool with City, schools, YMCA and private developers coming together would be a great asset.

**Poor**

- \* Very little organized recreational opportunities for any specific age groups. No community center despite collecting money to build it for years. However the parks we do have seem to be maintained well.

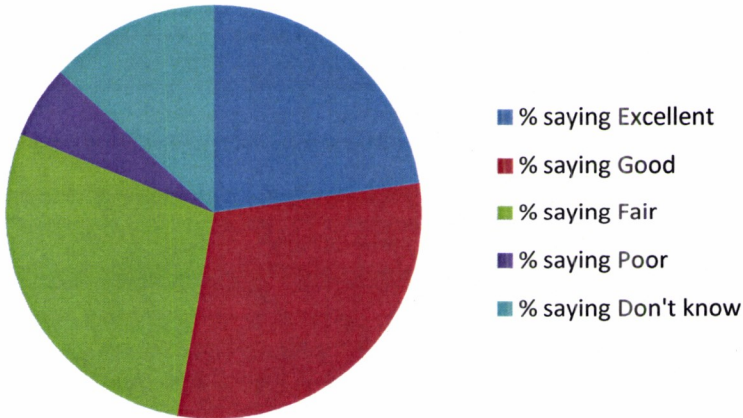
**Don't Know**

- \* Wishing we had a splash pad or pool then we would go to the parks.
- \* Too much park money is spent on special interests. ie. Archery range, baseball, scoreboard.



	How would you rate the overall quality of city recreational programs and facilities (e.g. parks, trails, park facilities, etc.)?
# saying Excellent	6
# saying Good	14
# saying Fair	5
# saying Poor	1
# saying Don't know	3
Total Responses	29
% saying Excellent	21%
% saying Good	48%
% saying Fair	17%
% saying Poor	3%
% saying Don't know	10%

**Rec programs and facilities**





**How would you rate the overall quality of refuse services provided by the city?**

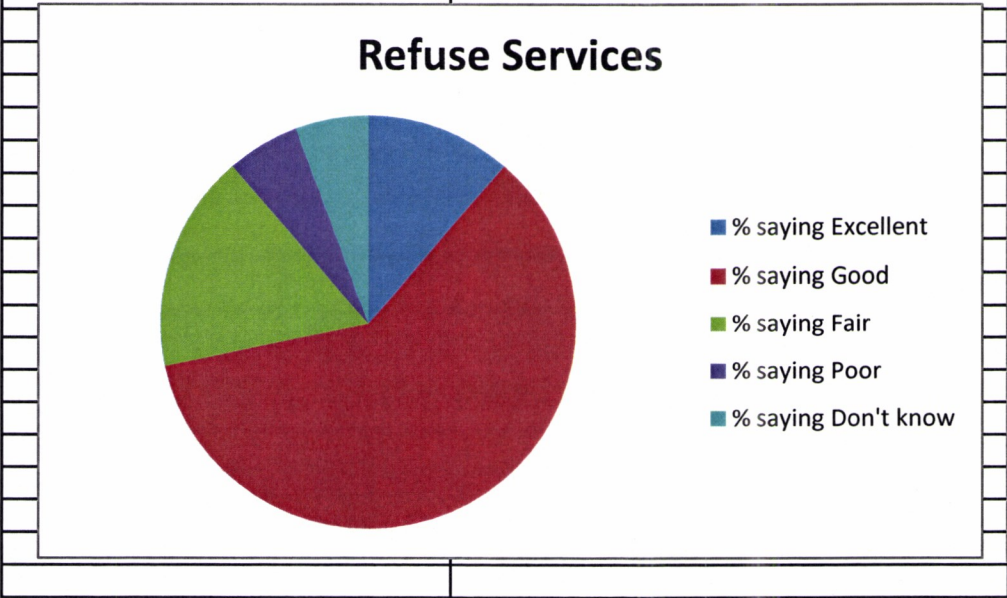
**Excellent**

- \* We love the refuse services and the single sort recycling program. Allied Waste does an excellent job. They are reliable and are very consistent.
- \* My only complaint is not with the service, but rather the Council's decision to charge residents more to have the recycle bank program. I believe the reason for the increase in recycling is related to single sort recycling, and not because of the recycle bank program.
- \* No problems and I like the pickup in spring and fall.

**Good**

- \* It would be better if a larger array of plastics could be recycled.
- \* Could use recycling every week instead of every other.
- \* I think the clean up days are great. I wish the city would think about accepting tires too. Benton County allows you to throw out four tires then there is a charge if you have any more.
- \* Done by a private company.

	How would you rate the overall quality of the refuse services provided by the city?
# saying Excellent	17
# saying Good	13
# saying Fair	0
# saying Poor	0
# saying Don't know	0
Total Responses	30
% saying Excellent	57%
% saying Good	43%
% saying Fair	0%
% saying Poor	0%
% saying Don't know	0%



**How would you rate the overall quality of services provided by the city?**

**Excellent**

- \* Having lived in larger cities as well as small towns around the country, the overall quality of this city is excellent. Great place to live.

**Good**

- \* The ladies that work on the City side are not always pleasant when you go there.
- \* We appreciate the fall and spring cleanups. We would like to see speeders dealt with better...seems like we have a lot of cars racing by our house. But, overall, this city does a nice job providing services for the residents.
- \* Taking into consideration the current budget constraints, I believe the city has done a very good job providing services.
- \* One overall comment is to extend the yard waste site hours. Leaves are still falling in November and the site is closed. Also, longer Saturday hours would be nice. People want to do the right thing if you give them a chance.
- \* Regular bus service needed.

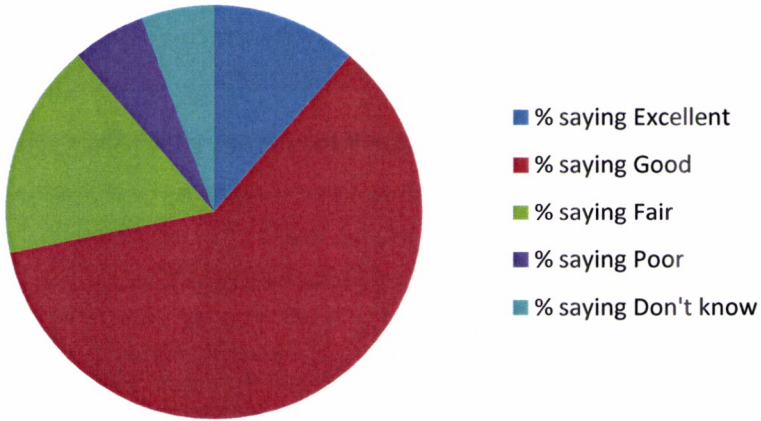
**Fair**

- \* Saint Joseph residents pay at least as high as Saint Cloud for less services. If I had to do it over again I would have purchased property in Saint Cloud to build a home rather than Saint Joseph.
- \* For the level of property taxes citizens pay, the amount of services provided are extremely small compared to neighboring cities. And as a general comment, the manner that the council received the results of last year's version of this survey was inappropriate. Even if the results are not "scientific" by survey standards, the people who take the time to respond should not be put down by the council. Re-watch the tape if you fail to recall.

**30 respondents**

	How would you rate the overall quality of services provided by the city?
# saying Excellent	7
# saying Good	18
# saying Fair	4
# saying Poor	0
# saying Don't know	1
Total Responses	30
% saying Excellent	23%
% saying Good	60%
% saying Fair	13%
% saying Poor	0%
% saying Don't know	3%

### Overall Quality of Services



# Appendixes

**This page intentionally left blank**

**Resolution 2011-014**  
**City of St. Joseph**  
**Resolution Declaring St. Joseph's Performance Measurements**

WHEREAS, pursuant to Minnesota Statute 6.91 cities may elect to participate in the standard measures program established by the Office of the State Auditor; and,


WHEREAS, the City of St. Joseph acknowledges performance measurements provide feedback to their citizens, taxpayers, elected officials, staff and other interested parties about the effectiveness and efficiency of services provided by the City of St. Joseph; and,

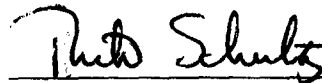
WHEREAS, the City of St. Joseph elects to participate in the State program and declares ten performance measures to review annually by June 15<sup>th</sup>.

NOW THEREFORE, BE IT RESOLVED BY THE CITY COUNCIL OF ST. JOSEPH, MINNESOTA declares the following standard performance measurements:

1. Citizen's rating of the overall quality of services provided by the City of St. Joseph.
2. Percent change in the taxable property market value.
3. Citizen's rating of the overall appearance of the City of St. Joseph.
4. Citizen's rating of the safety in the City of St. Joseph.
5. Citizen's rating of the quality of fire protection services in the City of St. Joseph.
6. Citizen's rating of the road conditions in the City of St. Joseph.
7. Citizen's rating the quality of snowplowing in the City of St. Joseph.
8. Citizen's rating of the dependability and quality of the St. Joseph water supply.
9. Citizen's rating of the dependability and quality of the St. Joseph sanitary sewer service.
10. Citizen's rating of the quality of St. Joseph's recreational programs and facilities (including parks, trails and park buildings).

Adopted by the council this 16<sup>th</sup> day of June 2011.

  
\_\_\_\_\_  
Judy Weyrens, City Administrator

  
\_\_\_\_\_  
Rick Schultz, Mayor

**Resolution 2012-021  
Adopting St. Joseph's  
Performance Measures Survey Results**

**Whereas**, pursuant to Minnesota Statute 6.91 the St. Joseph City Council has adopted performance and output measures recommended by the State of Minnesota's Council on Local Results and Innovation and desires to continue with recommended performance measure guidelines and practices.

**Now therefore be it resolved**, the St. Joseph City Council adopted the following performance measures initiatives:

1. That the City has adopted and implemented the minimum 10 performance measures developed by the Council on Local Results and Innovation.
2. That the City has implemented a local performance measurement system as developed by the Council on Local Results and Innovation.
3. That the City will report the results of the 10 adopted measures to its residents before the end of 2012 on the City's Website.
4. That the City has surveyed its residents on the services included in the performance benchmarks and intends to periodically (at least biennially) repeat the survey of its residents to gauge changes in the performance benchmarks.
5. That the City adopts the results of the performance measures survey conducted in 2012.

Adopted this 20th day of December, 2012.

---

Rick Schultz, Mayor

---

Judy Weyrens, Administrator



## St. Joseph Citizen's Survey

The City of St. Joseph is participating in an online survey offered through the League of Minnesota Cities to help St. Joseph prioritize its services provided to the community. All too often City Council only receives a handful of citizens providing input to make decisions that affect the community. Let this free survey be your voice to the City Council on what is important to you. The survey is available through December 10<sup>th</sup>. The survey can be found at the link below. Thank you for participating!

[http://www.surveymonkey.com/s/ST\\_JOSEPH2012](http://www.surveymonkey.com/s/ST_JOSEPH2012)

1. How many years have you lived in the city?
2. How would you rate the overall appearance of the city?  
**Excellent    Good   Fair    Poor    Don't Know**
3. How would you describe your overall feeling of safety in the city?  
**Very Safe    Somewhat Safe    Somewhat Unsafe    Very Unsafe    Don't Know**
4. How would you rate the overall quality of fire protection services in the city?  
**Excellent    Good   Fair    Poor    Don't Know**
5. How would you rate the overall condition of city streets?  
**Excellent    Good   Fair    Poor    Don't Know**
6. How would you rate the overall quality of snowplowing on city streets?  
**Excellent    Good   Fair    Poor    Don't Know**
7. How would you rate the dependability and overall quality of city sanitary sewer service?  
**Excellent    Good   Fair    Poor    Don't Know**
8. How would you rate the dependability and overall quality of the city water supply?  
**Excellent    Good   Fair    Poor    Don't Know**
9. How would you rate the overall quality of city recreational programs and facilities (e.g. parks, trails, park facilities, etc.)?  
**Excellent    Good   Fair    Poor    Don't Know**
10. How would you rate the overall quality of the refuse services provided by the city?  
**Excellent    Good   Fair    Poor    Don't Know**
11. How would you rate the overall quality of services provided by the city?  
**Excellent    Good   Fair    Poor    Don't Know**

**This page intentionally left blank**

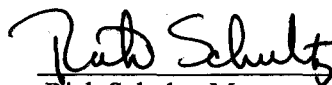
**Resolution 2012-026**  
**Adopting St. Joseph's**  
**Performance Measures Survey Results**


**Whereas**, pursuant to Minnesota Statute 6.91 the St. Joseph City Council has adopted performance and output measures recommended by the State of Minnesota's Council on Local Results and Innovation and desires to continue with recommended performance measure guidelines and practices.

**Now therefore be it resolved**, the St. Joseph City Council adopted the following performance measures initiatives:

1. That the City has adopted and implemented the minimum 10 performance measures developed by the Council on Local Results and Innovation.
2. That the City has implemented a local performance measurement system as developed by the Council on Local Results and Innovation.
3. That the City will report the results of the 10 adopted measures to its residents before the end of 2012 on the City's Website.
4. That the City has surveyed its residents on the services included in the performance benchmarks and intends to periodically (at least biennially) repeat the survey of its residents to gauge changes in the performance benchmarks.
5. That the City adopts the results of the performance measures survey conducted in 2012.

Adopted this 20th day of December, 2012.

  
\_\_\_\_\_  
Rick Schultz, Mayor

  
\_\_\_\_\_  
Judy Weyrens, Administrator