

# City of South St. Paul, Minnesota

## RESOLUTION NO. 2021-16

### RESOLUTION TO CONTINUE PARTICIPATION IN THE STATE OF MINNESOTA'S PERFORMANCE MEASUREMENT PROGRAM

**WHEREAS,** In 2010, the Minnesota Legislature created the Council on Local Results and Innovation; and

**WHEREAS,** The Council on Local Results and Innovation developed a standard set of performance measures that will aid residents, taxpayers, and state and local elected officials in determining the efficacy of counties in providing services and measure residents' opinion of those services; and

**WHEREAS,** Benefits to the City of South St. Paul are outlined in MS 6.91 and include eligibility for a reimbursement as set by State statute (currently \$.14 per capita); and

**WHEREAS,** Any city participating in the comprehensive performance measurement program is also exempt from levy limits for taxes, if levy limits are in effect; and


**WHEREAS,** The City Council of South St. Paul has adopted and implemented eleven (11) of the performance measures as developed by the Council on Local Results and Innovation, and a system to use this information to help plan, budget, manage and evaluate programs and processes for optimal future outcomes;

#### NOW THEREFORE LET IT BE RESOLVED AS FOLLOWS:

1. The City of South St. Paul will conduct a survey of its citizenry consisting of eleven (11) performance measures utilizing the assistance of the League of Minnesota Cities.
2. The City will report the results of the survey to its citizenry by the end of the year through posting on the city's website and with information published in the City's newsletter.
3. The City Council of South St. Paul will submit to the Office of the State Auditor the actual results of the performance measures adopted by the city.

Adopted this 19th day of January, 2021.

BY:



Christy Wilcox, City Clerk

**CITY OF SOUTH ST. PAUL  
PERFORMANCE MEASUREMENT PROGRAM  
December 15, 2020**

In the fall of 2020, the City conducted a survey through the League of Minnesota Cities using nine standard survey measurements, plus two additional measurements dealing with our bond rating and ISO Fire rating. The survey was conducted from mid-October through mid-December of 2020. Promotion of the survey occurred on the City’s website, on social media, and in the October 2020 issue of the City’s newsletter. The results are available on the City’s website and the availability of the results was reported to our residents in the January 2021 issue of the City’s Newsletter.

**2020 Results**

The survey results relative to the Performance Measurement Program were as follows: There were 108 total responses in 2020; down from 206 in 2019.

**1. How would you rate the overall appearance of the city?**

<b>Excellent</b>	<b>7%</b>
<b>Good</b>	<b>64%</b>
<b>Fair</b>	<b>29%</b>
<b>Don't Know</b>	<b>0%</b>



**2. City’s Bond Rating: Aa2 by Moody’s Investor Services**

**3. Insurance Service Offices rating of Fire Service: 2**

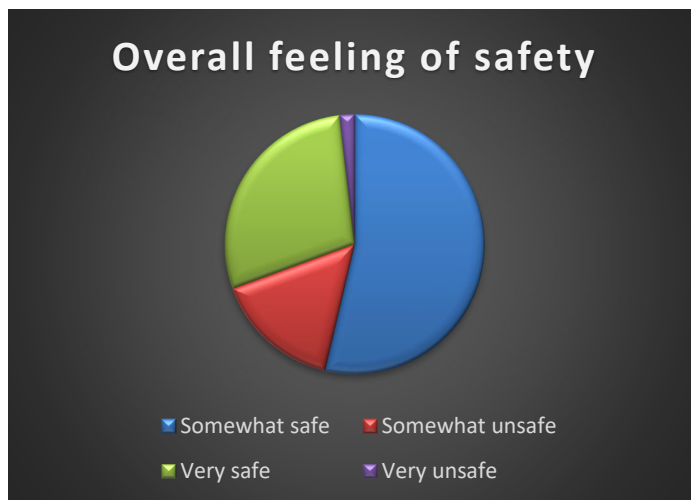
4. How would you rate the overall quality of fire protection services in the city?

<b>Excellent</b>	<b>50%</b>
<b>Good</b>	<b>36%</b>
<b>Fair</b>	<b>6%</b>
<b>Don't Know</b>	<b>8%</b>



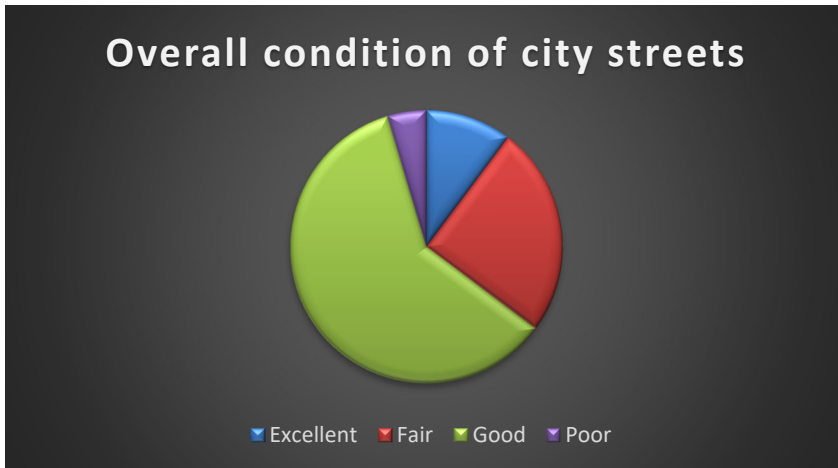
5. How would you describe your overall feeling of safety in the city?

<b>Very safe</b>	<b>29%</b>
<b>Somewhat Safe</b>	<b>53%</b>
<b>Somewhat Unsafe</b>	<b>16%</b>
<b>Very Unsafe</b>	<b>2%</b>
<b>Don't Know</b>	<b>0%</b>



6. How would you rate the overall condition of city streets?

<b>Excellent</b>	<b>10%</b>
<b>Good</b>	<b>60%</b>
<b>Fair</b>	<b>25%</b>
<b>Poor</b>	<b>5%</b>
<b>Don't Know</b>	<b>0%</b>



7. How would you rate the overall quality of snow plowing on city streets?

<b>Excellent</b>	<b>45%</b>
<b>Good</b>	<b>41%</b>
<b>Fair</b>	<b>10%</b>
<b>Poor</b>	<b>3%</b>
<b>Don't Know</b>	<b>1%</b>



8. How would you rate the dependability and overall quality of city sanitary sewer service?

<b>Excellent</b>	<b>41%</b>
<b>Good</b>	<b>43%</b>
<b>Fair</b>	<b>10%</b>
<b>Poor</b>	<b>1%</b>
<b>Don't Know</b>	<b>5%</b>



9. How would you rate the dependability and overall quality of the city water supply?

<b>Excellent</b>	<b>38%</b>
<b>Good</b>	<b>44%</b>
<b>Fair</b>	<b>17%</b>
<b>Poor</b>	<b>1%</b>
<b>Don't Know</b>	<b>1%</b>



10. How would you rate the overall quality of city recreational programs and facilities? (e.g. parks, trails, park facilities, etc.)

<b>Excellent</b>	<b>25%</b>
<b>Good</b>	<b>46%</b>
<b>Fair</b>	<b>20%</b>
<b>Poor</b>	<b>6%</b>
<b>Don't Know</b>	<b>3%</b>



11. How would you rate the overall quality of services provided by the city?

<b>Excellent</b>	<b>17%</b>
<b>Good</b>	<b>60%</b>
<b>Fair</b>	<b>20%</b>
<b>Don't Know</b>	<b>3%</b>

