



**Resolution 2020-012
Accepting St. Joseph's
Performance Measures Survey Results**

Whereas, pursuant to Minnesota Statute 6.91 the St. Joseph City Council has adopted performance and output measures recommended by the State of Minnesota's Council on Local Results and Innovation and desires to continue with recommended performance measure guidelines and practices.

Now therefore be it resolved, the St. Joseph City Council adopted the following performance measures initiatives:

1. That the City has adopted and implemented the minimum 10 performance measures developed by the Council on Local Results and Innovation.
2. That the City has implemented a local performance measurement system as developed by the Council on Local Results and Innovation.
3. That the City will report the results of the 10 adopted measures to its residents before the end of 2020 on the City's Website.
4. That the City has surveyed its residents on the services included in the performance benchmarks and intends to periodically (at least biennially) repeat the survey of its residents to gauge changes in the performance benchmarks.
5. That the City accepting the results of the performance measures survey conducted in March 2020.

Adopted this 20th day of April, 2020.

Rick Schultz, Mayor

Kris Ambuehl, Administrator



April 2020 City of St. Joseph Performance Measurement Program Survey Results



April 20, 2020

This page intentionally left blank

**Performance Measure Survey
Index**

| | |
|---|------------|
| Index | i |
| Survey Methodology | ii |
| Survey Chart Results – By Question | |
| How Many Years in City | 1 |
| Overall Appearance of City | 1 |
| Fiscal Management and Health of City | 2 |
| Overall Feeling of Safety in City | 2 |
| Overall Quality of Fire Protection | 3 |
| Overall Condition of Streets | 3 |
| Overall Quality of Snowplowing | 4 |
| Dependability and Quality of Sewer | 4 |
| Dependability and Quality of Water Supply | 5 |
| Overall Quality of Recreation Programs and Facilities | 5 |
| Overall Quality of City Services | 6 |
| Survey Results – Comments | |
| Comments Summary from Respondents | 7-9 |
| Appendixes | |
| Appendix A 2011 Resolution Adopting Performance Measures | 13 |
| Appendix B 2020 Resolution Accepting Results | 17 |

This page intentionally left blank

Introduction

In 2010, the Legislature created the Council on Local Results and Innovation. The Council created a set of ten standard performance measures for Cities and Counties that could assist the governing body in determining the quality, efficiency and need for services provided. This program has become known as the Performance Measurement Program. Participants in the program would agree to survey their constituents using at least the ten standards established by the Council. The survey would allow residents the opportunity to provide input on the services provided.

To encourage participation in the voluntary program, the 2010 Legislature provided a financial incentive. Cities that opted to participate would be eligible for a reimbursement of \$0.14 per capita, not to exceed \$25,000 and would be exempt from levy limits under MS 275.70 to 275.74. For the City of St. Joseph, the reimbursement for participation is approximately \$1,025.

Additional information on the Council on Local Results and Innovation can be found the Minnesota Secretary of State Website: <http://www.auditor.state.mn.us>.

Methodology

To assist Cities with the new Performance Measurement Program, the League of Minnesota Cities created a survey that would meet the requirements of the 2010 Legislation. Participating Cities would have the opportunity to modify the question and they would administer the actual survey, providing the results to each City.

The City of St. Joseph utilized the services the League of Minnesota Cities who provided the survey through survey monkey. The City notified the residents that they had an opportunity to provide input on the services provided. Notification was placed in the following locations:

1. Published in the March Newsletter distributed to all utility bill customers. Residents were provided with the URL and requested to participate. The URL was listed as follows: https://www.surveymonkey.com/r/STJOSEPH_2020.
2. Posted on the City of St. Joseph cable channel and marque sign.
3. Published on the front page of the City Website. <http://cityofstjoseph.com>.

The survey was available on survey monkey from March 13th through April 3rd, 2020. At the end of the survey period, the League of Minnesota Cities provided the results. The results indicated that 29 individuals responded to the survey.

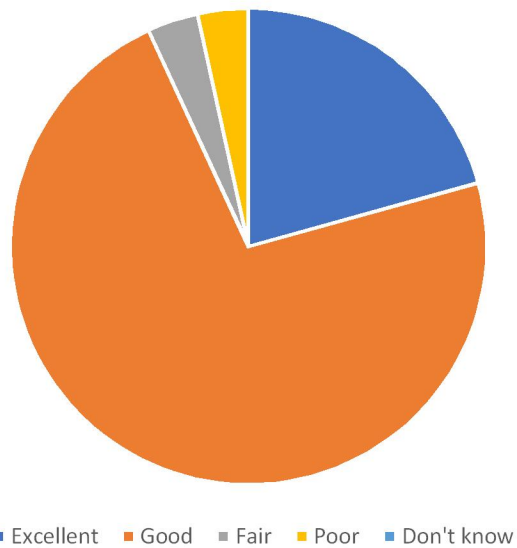
City of St. Joseph
Performance Measurement Survey Results - Charts
April 20, 2020

How many years have you lived in this city?

| Years in City | Total Respondents | Number of Years in City Individual Responses |
|---------------|-------------------|--|
| 00-05 years | 6 | 1{1}, 2{3}, 4{1}, 5{1} |
| 06-10 years | 3 | 8{1}, 10{2} |
| 11-15 years | 6 | 12{1}, 13{3}, 15{2} |
| 16-20 years | 6 | 18{2}, 19{2}, 20{2} |
| 21-30 years | 3 | 21{2}, 27{1} |
| 31-40 years | 4 | 32{1}, 37{1}, 40{2} |
| >40 years | 1 | 49{1} |

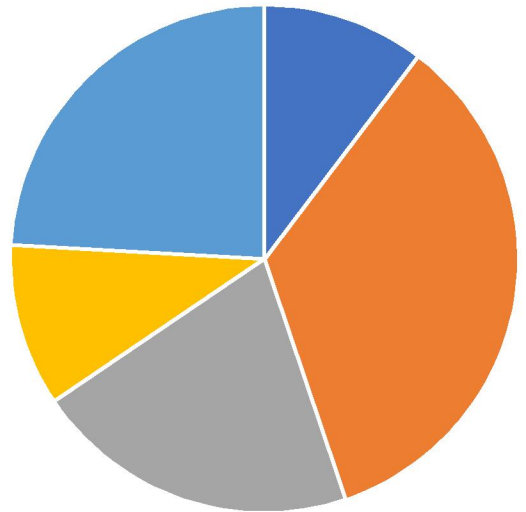
How would you rate the overall appearance of the city?

Overall appearance of city



How would you rate the fiscal management and health of the city?

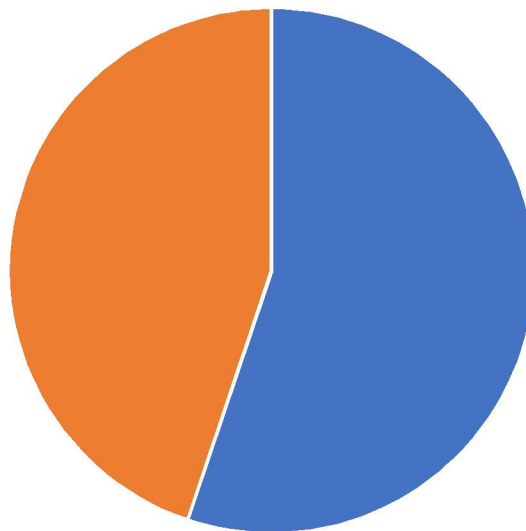
Fiscal management and health



■ Excellent ■ Good ■ Fair ■ Poor ■ Don't know

How would you describe your overall feeling of safety in the city?

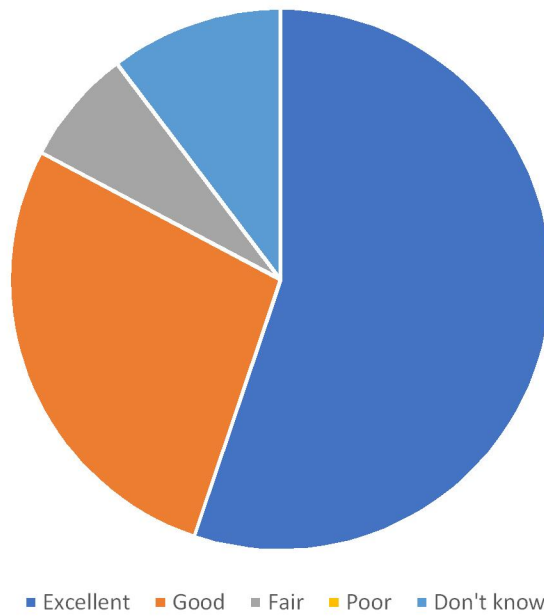
Overall feeling of safety



■ Very safe ■ Somewhat safe ■ Somewhat unsafe ■ Very unsafe ■ Don't know

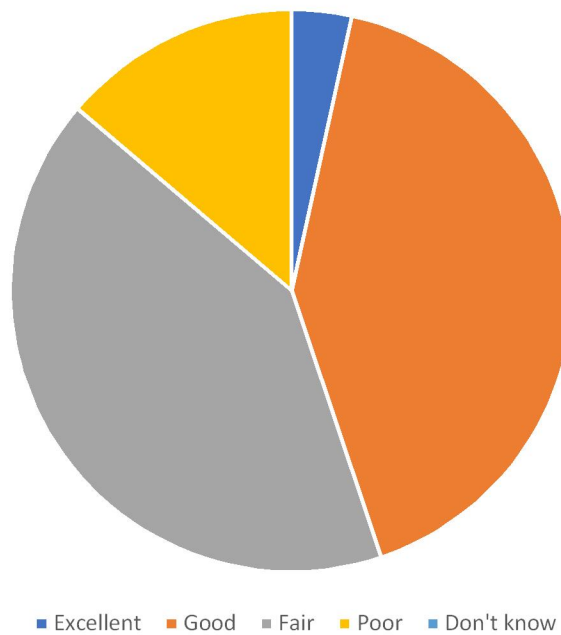
How would you rate the overall quality of fire protection services in the city?

Overall quality of fire protection



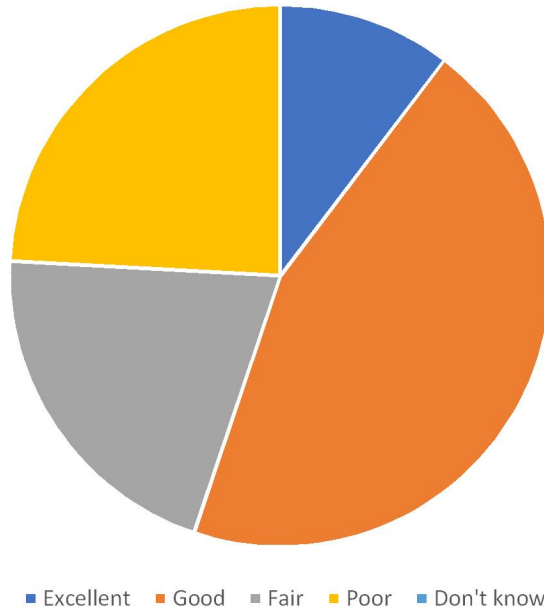
How would you rate the overall condition of city streets?

Overall condition of city streets



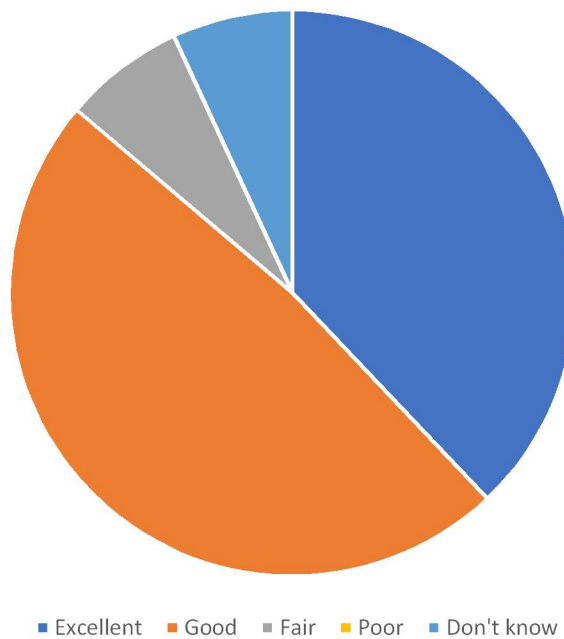
How would you rate the overall quality of snowplowing on city streets?

Overall quality of snowplowing

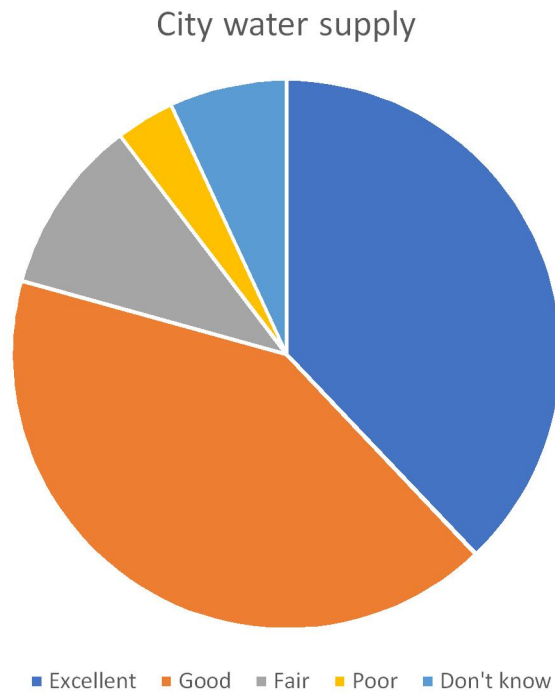


How would you rate the dependability and overall quality of city sanitary sewer service?

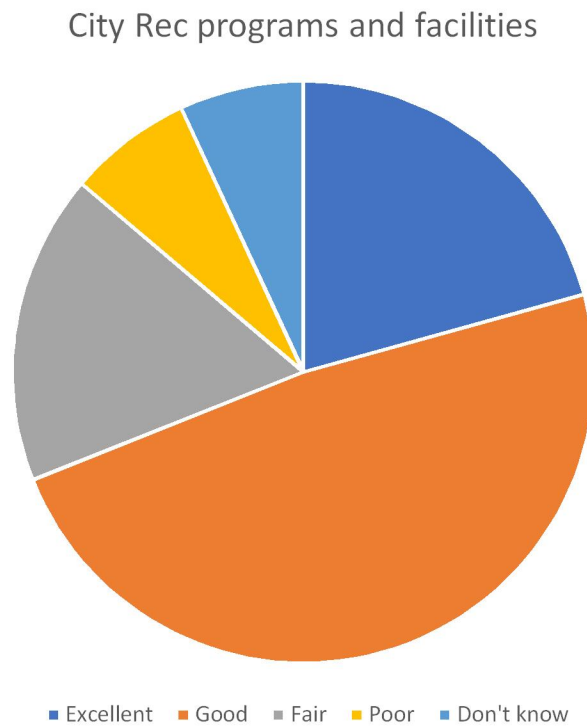
Sanitary sewer service



How would you rate the dependability and overall quality of the city water supply?

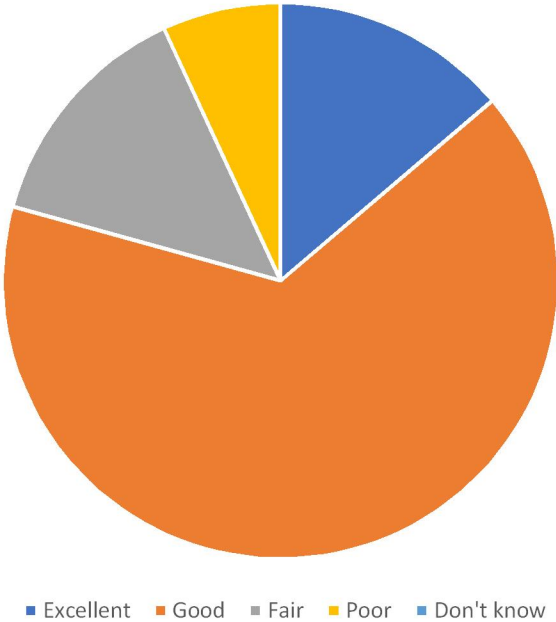


How would you rate the overall quality of city recreational programs and facilities (e.g. parks, trails, park facilities, etc.)?



How would you rate the overall quality of services provided by the city?

Overall quality of services



Taxable Market Value Increase

| | | | |
|---------------------------------|-------------|-------|----------|
| Assessment Year 2016 [Pay 2017] | \$3,389,637 | 1.41% | increase |
| Assessment Year 2017 [Pay 2018] | \$3,570,559 | 5.34% | increase |
| Assessment Year 2018 [Pay 2019] | \$3,857,737 | 8.04% | increase |
| Assessment Year 2019 [Pay 2020] | \$4,209,497 | 9.12% | increase |