

At the Council meeting held July 14, 2021, at 5:00 P.M., in the Hibbing City Council Chambers, Councilor Tim Harkonen offered the following resolution and moved its adoption:

RESOLUTION No. 21-07-01

**RESOLUTION OF THE CITY OF HIBBING TO PARTICIPATE IN THE
STANDARD MEASURES PERFORMANCE MEASUREMENT PROGRAM
THROUGH THE OFFICE OF THE STATE AUDITOR**

WHEREAS, In 2010 the Minnesota Legislature created the Council on Local Results and Innovation; and,

WHEREAS, The Council on Local Results and Innovation developed a standard set of performance measurements that will aid residents, taxpayers, and state and local elected officials in determining the efficacy of cities in providing services and measure residents' opinion of those services; and,

WHEREAS, Benefits to the City of Hibbing are outlined in Minnesota Statutes Section 6.91 and include eligibility for a reimbursement as set by State statute; and,

WHEREAS, Any city participating in the comprehensive performance measurement program is also exempt from levy limits for taxes, if levy limits are in effect; and,

WHEREAS, The City Council of the City of Hibbing has adopted and implemented at least 10 of the performance measures, as developed by the Council on Local Results and Innovation, and a system to use this information to help plan, budget, manage and evaluate programs and processes for optimal future outcomes.

NOW, THEREFORE, LET IT BE RESOLVED THAT The City Council of the City of Hibbing will report the results of the performance measures to its citizenry by the end of the year through publication, direct mailing, posting on the City's website, or through a public hearing at which the budget and levy will be discussed and public input allowed.

BE IT FURTHER RESOLVED, The City Council of the City of Hibbing will submit to the Office of the State Auditor the actual results of the performance measures adopted by the City.

City of Hibbing
Resolution No. 21-07-01
July 14, 2021

The motion to adopt the foregoing Resolution was duly supported by Councilor James Bayliss and upon being put to a vote, carried as follows:

FOR ADOPTION: Councilor Justin Fosso
Councilor John Schweiberger
Councilor James Bayliss
Councilor Tim Harkonen
Councilor Jennifer Hoffman Saccoman
Councilor Jay Hildenbrand
Mayor Rick J. Cannata

AGAINST ADOPTION: None.

ABSTAINING: None.

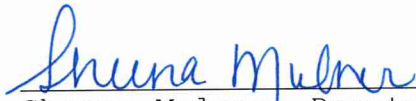
ABSENT: None.

Passed and adopted this 14th day of July, 2021.

CITY OF HIBBING


Rick J. Cannata, Mayor


ATTEST:


Sheena Mulner, Deputy Clerk

CERTIFICATION

I CERTIFY THAT the above Resolution is a true and correct copy of a Resolution adopted and passed by the Hibbing City Council at its regular meeting held on Wednesday, July 14, 2021.

(City seal)


Candie Seppala
Senior Executive Assistant

City of Hibbing
Resolution No. 21-07-01
July 14, 2021

BOND RATING

S&P Global assigned a rating of AA to the City of Hibbing bonds in 2020.

LIBRARY VISITS

2017: 75,210 = 4,697 PER 1,000

2018: 83,079 = 5,187 PER 1,000

2019: 85,068 = 5,312 PER 1,000

2020: 15,088 = 942 PER 1,000 (LIBRARY WAS CLOSED FOR MUCH OF 2020 DUE TO COVID)

FIRE/AMBULANCE RESPONSE

2020: AVERAGE TIME FROM 911 CALL TO ARRIVAL FOR FIRE IS 7 MINS. 43 SECS.

AVERAGE TIME FOR MEDICALS IS 6 MINS. 26 SECS.

ISO RATING FOR URBAN PORTION OF CITY IS 4.

AVERAGE STREET PAVEMENT CONDITION RATING

2021: 75 PCI (SATISFACTORY)

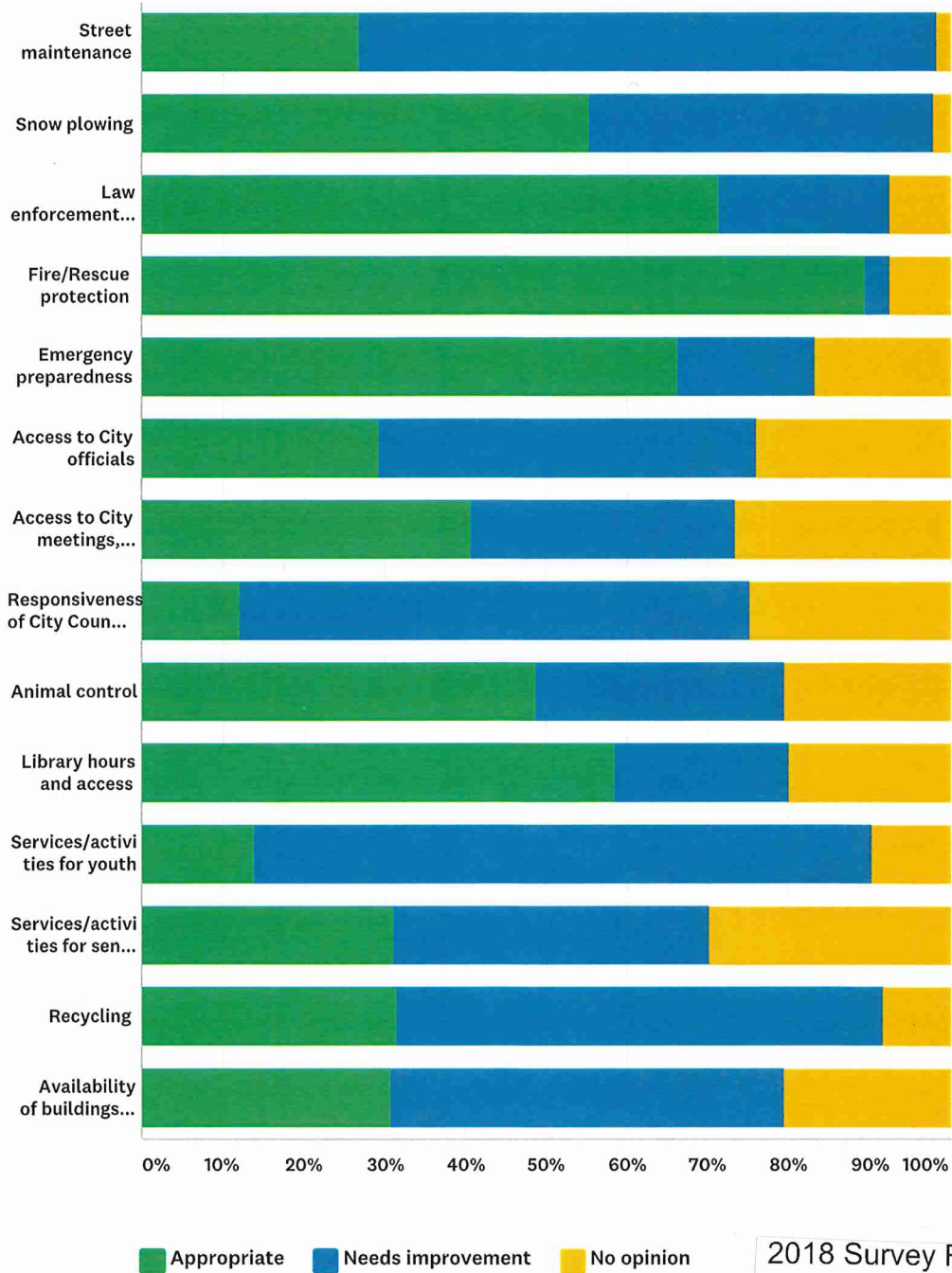
NUMBER OF SEWER BLOCKAGES ON CITY SYSTEM PER 100 CONNECTIONS

2020: 28 OR .51/100 SERVICES

ESTIMATED MARKET VALUE

	City of Hibbing	Total EMV 2020	Total EMV 2021	Difference	% Change	
		842,323,500	884,923,300	42,599,800	5.06%	

City of Hibbing - Community Survey



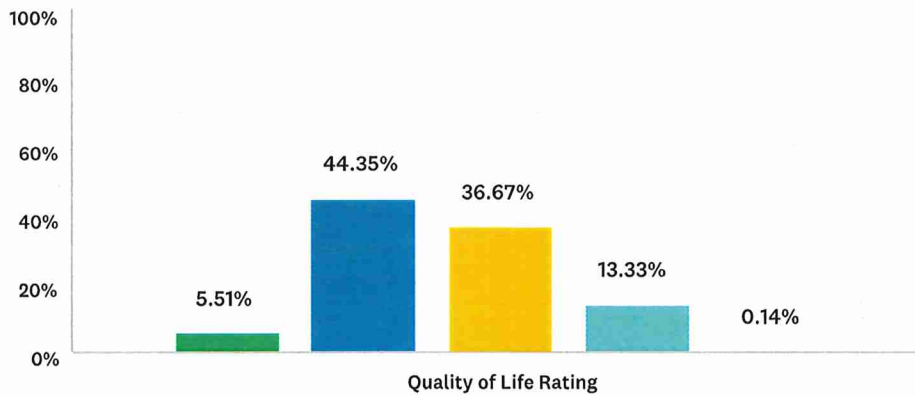
	APPROPRIATE	NEEDS IMPROVEMENT	NO OPINION	TOTAL
Street maintenance	26.91% 190	71.39% 504	1.70% 12	706
Snow plowing	55.38% 391	42.63% 301	1.98% 14	706
Law enforcement protection	71.53% 505	20.96% 148	7.51% 53	706
Fire/Rescue protection	89.65% 632	2.98% 21	7.38% 52	705
Emergency preparedness	66.38% 468	17.02% 120	16.60% 117	705

City of Hibbing - Community Survey

Access to City officials	29.26% 206	46.88% 330	23.86% 168	704
Access to City meetings, records and minutes	40.83% 287	32.72% 230	26.46% 186	703
Responsiveness of City Council to concerns	12.09% 85	63.16% 444	24.75% 174	703
Animal control	48.79% 344	30.64% 216	20.57% 145	705
Library hours and access	58.69% 412	21.37% 150	19.94% 140	702
Services/activities for youth	13.76% 97	76.60% 540	9.65% 68	705
Services/activities for senior citizens	31.06% 219	39.15% 276	29.79% 210	705
Recycling	31.57% 221	60.14% 421	8.29% 58	700
Availability of buildings for public use	30.68% 216	48.86% 344	20.45% 144	704

How would you rate the quality of life in Hibbing?

Answered: 690 Skipped: 19



■ Excellent
 ■ Good
 ■ Fair
 ■ Poor
 ■ No opinion

Quality of Life Rating	EXCELLENT	GOOD	FAIR	POOR	NO OPINION	TOTAL	WEIGHTED AVERAGE
	5.51%	44.35%	36.67%	13.33%	0.14%		
	38	306	253	92	1	690	2.58