

RESOLUTION # 6558

AUTHORIZING PARTICIPATION IN THE 2013 PERFORMANCE MEASURES PROGRAM

WHEREAS, the Minnesota Legislature created The Council on Local Results and Innovation to foster the use of performance management to support well-functioning local governments through the use of strategic planning, performance budgeting, results-oriented management, and program evaluation; and

WHEREAS, the City of Red Wing already tracks and reports many performance measures in furtherance of such objectives and in order that its taxpayers may see the resulting benefits from their property tax investment in the City; and

WHEREAS, cities that implement and participate in the Performance Measures Program are eligible for a reimbursement in LGA for 14-cents per capita (to a maximum of \$25,000); and

WHEREAS, cities implementing and participating in the Performance Measures Program will be exempt from levy limits under sections 275.70 to 275.74 for taxes payable in the years of participation, if levy limits are in effect; and

WHEREAS, in order to be eligible for LGA reimbursement and exemption from levy limits, if applicable, the City Council adopted Resolution 6290 *Adopting Model Performance Measures Developed by the Council on Local Results and Innovation* on June 27, 2011, adopting the ten model performance measures developed by the Council on Local Results and Innovation and submitted a declaration of that adoption to the Office of the State Auditor prior to July 1, 2011 as required to certify the City's participation in the Performance Measures Program; and

WHEREAS, in February of 2012, the Council on Local Results and Innovation published *Standards for a Comprehensive Performance Management System* which recommends three standards including (1) adopting comprehensive outcome goals, (2) establishing outcome and output performance measures and (3) reporting the results, to guide and encourage local governments in the development of their performance measurement systems; and

WHEREAS, cities that choose to participate in the Performance Measures Program for 2013 must declare to the OSA by July 1, 2013 that;

1. The City has adopted and implemented the minimum 10 performance measures developed by the Council on Local Results and Innovation.

2. The City has implemented or is in the process of implementing a local performance measurement system as developed by the Council on Local Results and Innovation.
3. The City has or will report the results of the 10 adopted performance measures to its residents before the end of the calendar year through publication, direct mailing, posting on the entity's website, or through a public hearing at which the budget and levy will be discussed and public input allowed.
4. The City has or will survey its residents by the end of the calendar year on the services included in the performance benchmarks; and

WHEREAS, the City desires to continue its participation in the Performance Measures Program in 2013 as such participation furthers the City's goals of improving service delivery and enhancing communication with residents.

NOW, THEREFORE BE IT RESOLVED, on June 27, 2011 the City Council adopted Resolution 6290 *Adopting Model Performance Measures Developed by the Council on Local Results and Innovation* adopting the ten model performance measures developed by the Council on Local Results and Innovation and has implemented the same.

NOW, THEREFORE BE IT FURTHER RESOLVED, that the City is hereby authorized to participate in the 2013 Performance Measures Program.

NOW, THEREFORE BE IT FURTHER RESOLVED, The City is in the process of implementing a local performance measurement system as developed by the Council on Local Results and Innovation.

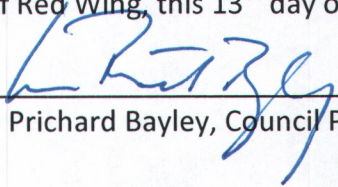
NOW, THEREFORE BE IT FURTHER RESOLVED, The City has or will report the 2013 results of the 10 adopted measures to its residents before the end of the calendar year through publication, direct mailing, posting on the entity's website, or through a public hearing at which the budget and levy will be discussed and public input allowed.

NOW, THEREFORE BE IT FURTHER RESOLVED, The City has or will survey its residents by the end of the calendar year on the services included in the performance benchmarks.

NOW, THEREFORE BE IT FURTHER RESOLVED, that city staff is directed to provide an official copy of this Resolution to the Office of the State Auditor by July 1, 2013, for certification in the 2013 Performance Measures Program, and as required for both reimbursement and potential exemption from levy limits, if in effect, for the year 2014.


NOW, THEREFORE BE IT FURTHER RESOLVED, that city staff, as required by participation in the Performance Measures Program, is directed to report the results of the performance measures adopted by the City to the Office of the State Auditor by July 1, 2013, as proof of compliance with the 2012 Performance Measures Program.

Adopted by the City Council of the City of Red Wing, this 13th day of May, 2013.



Lisa Prichard Bayley, Council President

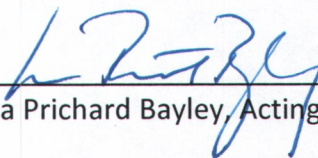
ATTEST:



Kathy Seymour Johnson, City Clerk

(Seal)

Presented to the Mayor at 10:27 pm on this 13th day of May, 2013.
Approved this 13th day of May, 2013.



Lisa Prichard Bayley, Acting Mayor

City of Red Wing Performance Measures Report

Results

2011

2012

1 Rating of the overall appearance of Red Wing.

How would you rate the overall appearance of the city?			
Response Options:		Response Percent	Response Percent
	Excellent	25.4%	23.7%
	Good	66.1%	64.4%
	Fair	5.1%	11.9%
	Poor	3.4%	0.0%
	Don't Know	0.0%	0.0%
		100.0%	100.0%

2 Rating of the overall quality of services provided by Red Wing.

How would you rate the overall quality of services provided by the city?			
Response Options:		Response Percent	Response Percent
	Excellent	18.6%	25.4%
	Good	57.6%	47.5%
	Fair	16.9%	23.7%
	Poor	3.4%	1.7%
	Don't know	3.4%	1.7%
		99.9%	100.0%

Police Services:

3 Rating of the safety in Red Wing.

How would you describe your overall feeling of safety in the city?			
Response Options:		Response Percent	Response Percent
	Very safe	52.5%	42.4%
	Somewhat safe	32.2%	45.8%
	Somewhat unsafe	13.6%	11.9%
	Very unsafe	1.7%	0.0%
	Don't Know	0.0%	0.0%
		100.0%	100.0%

4 Police Response time (on top priority calls from time of dispatch to first officer on scene).

Minutes	Minutes
2	2

Fire Services:

5 Rating of the quality of fire protection services

How would you rate the overall quality of fire protection services in the city?			
Response Options:		Response Percent	Response Percent
	Excellent	44.1%	45.8%
	Good	33.9%	37.3%
	Fair	8.5%	5.1%
	Poor	0.0%	0.0%
	Don't know	13.6%	11.9%
		<u>100.1%</u>	<u>100.0%</u>

6	Insurance industry rating of fire services.	I.S.O. Rating	I.S.O. Rating
		4 / 9	4 / 9

Streets:

7 Rating of the street condition in Red Wing.

How would you rate the overall condition of the city streets?			
Response Options:		Response Percent	Response Percent
	Excellent	16.9%	11.9%
	Good	37.3%	62.7%
	Fair	37.3%	17.0%
	Poor	8.5%	8.5%
	Don't know	0.0%	0.0%
		<u>100.0%</u>	<u>100.0%</u>

8 Rating of the snowplowing on city streets in Red Wing.

How would you rate the overall quality of snow plowing on city streets?			
Response Options:		Response Percent	Response Percent
	Excellent	18.6%	22.0%
	Good	40.7%	40.7%
	Fair	30.5%	23.7%
	Poor	5.1%	6.8%
	Don't know	5.1%	6.8%
		<u>100.0%</u>	<u>100.0%</u>

Water:

9 Rating of the dependability and quality of Red Wing's water supply.

How would you rate the dependability and overall quality of the city water supply?			
Response Options:		Response Percent	Response Percent
	Excellent	39.0%	33.9%
	Good	32.2%	42.4%
	Fair	13.6%	15.3%
	Poor	10.2%	3.4%
	Don't know	5.1%	5.1%
		<u>100.1%</u>	<u>100.0%</u>

10	Operating cost per 1,000,000 gallons of water pumped/produced.	Cost	Cost
	Dollars	6,811.80	4,927.15

Sanitary Sewer:

11 Rating of the dependability and quality of Red Wing's sanitary sewer service.

How would you rate the dependability and overall quality of the city sanitary sewer service?			
Response Options:		Response Percent	Response Percent
	Excellent	33.9%	40.7%
	Good	42.4%	42.4%
	Fair	10.2%	10.2%
	Poor	5.1%	0.0%
	Don't know	8.5%	6.8%
		100.1%	100.0%

12	Number of sewer blockages on city system per 100 connections	Blockages	Blockages
	Number	0.031	0.031

Parks and Recreation:

- 13 **Rating of the quality of Red Wing's recreational programs and facilities.**

How would you rate the dependability and overall quality of city recreatoinal programs and facilities (e.g. parks, trails, park facilities, etc)?			
Response Options:		Response Percent	Response Percent
	Excellent	27.1%	44.1%
	Good	52.5%	40.7%
	Fair	8.5%	11.9%
	Poor	6.8%	1.7%
	Don't know	5.1%	1.7%
		100.0%	100.0%